

trident




I-VIEW

CMOS Intraoral Sensor




I-VIEW is the CMOS intraoral sensor designed to capture highly detailed digital images in less time and great accuracy



The best of I-VIEW

Avoid using conventional film and chemicals.
Get instantaneously images with less exposure to radiation.
Increase technical and diagnostic capabilities.
Organize and store thousands of images in your PC.



I-VIEW

Water-resistant
Two ergonomically sizes
Replaceable cable

HD High Definition Digital Images
I View captures images both horizontally and vertically, even in the most critical areas deep within the oral cavity, with a resolution of more than 20 visible line pairs per millimeter.

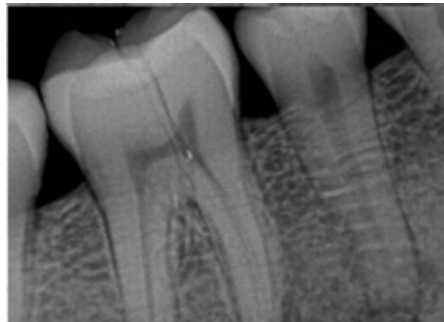
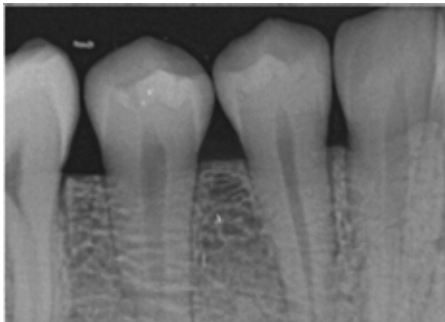
USB Direct USB Connection
Connect directly to a PC.
Connection compatible with a standard 2.0 USB port.

Large active surface
1000 x 1500 pixel (20 x 30 mm) size 1
1250 x 1650 pixel (25 x 30 mm) size 2

Multuser
Up to 10 users

PC specifications
4GB RAM, USB 2.0 interface,
CPU Intel i5-2520 2.5 GHz or superior
Windows XP (SP3)/7 (32/64 bit SP1) /8 (64 bit)
Monitor 1024 x 768, 65000 colors at least

DV Software Deep View
Main Features:
Dynamic and user-friendly software
TWAIN options
Easy installation
Intuitive operation



Behind every
great product,
there is a great
brand

trident

Trident S.r.l.
Via Artigiani 4
Castenedolo, 25014 BS
Italy
Tel 39 030 2732485
trident-dental.com